

**LOS REYES**

**Estado Analítico del Ejercicio del Presupuesto de Egresos Detallado - LDF**

**Clasificación Administrativa**

**Del 1 de Enero al 30 de Junio del 2019**

**(PESOS)**




Concepto (c)	Egresos					Subejercicio (e)
	Aprobado (d)	Ampliaciones/ (Reducciones)	Modificado	Devengado	Pagado	
<b>No Etiquetado</b>	<b>67,279,104.64</b>	<b>-998.22</b>	<b>67,278,106.42</b>	<b>51,246,491.12</b>	<b>51,246,491.12</b>	<b>16,031,615.30</b>
ANCIA	10,544,074.09	1,105,021.55	11,649,095.64	13,338,281.64	13,338,281.64	-1,689,186.00
TURA	1,540,316.89	-1,454,454.00	1,394,862.89	1,232,358.20	1,232,358.20	162,504.69
ARIA	776,437.88	92,982.48	869,420.36	813,661.11	813,661.11	55,759.25
IA MAYOR	2,327,995.95	191,158.70	2,519,154.65	2,034,118.01	2,034,118.01	485,036.64
ZA	4,371,115.81	-381,546.82	3,989,568.99	4,075,005.34	4,075,005.34	-85,436.35
ÓN DE DESARROLLO SOCIAL	782,885.88	84,854.00	867,739.88	880,475.36	880,475.36	-12,735.48
ÓN DE OBRAS PUBLICAS	23,638,208.01	1,299,549.71	24,937,757.72	6,111,842.81	6,111,842.81	18,825,914.91
OS PÚBLICOS	15,518,742.93	-2,406,861.97	13,111,880.96	15,286,827.26	15,286,827.26	-2,174,946.30
ÓN DE SEGURIDAD PÚBLICA MUNICIPAL	0.00	13.92	13.92	13.92	13.92	0.00
IMO	697,895.96	17,852.65	715,748.61	616,629.39	616,629.39	99,119.22
CACIÓN SOCIAL	1,092,600.01	56,608.19	1,149,208.20	1,547,652.06	1,547,652.06	-398,443.86
RES	3,171,131.50	33,216.00	3,204,347.50	2,946,563.35	2,946,563.35	257,784.15
LORÍA	347,799.92	-149,265.33	198,534.59	273,720.94	273,720.94	-75,186.35
	2,469,899.81	200,872.70	2,670,772.51	2,089,341.73	2,089,341.73	581,430.78
<b>o Etiquetado</b>	<b>84,159,656.30</b>	<b>998.22</b>	<b>84,160,654.52</b>	<b>35,175,930.43</b>	<b>35,175,930.43</b>	<b>48,984,724.09</b>
NCIA	0.00	30,426.75	30,426.75	30,426.75	30,426.75	0.00
TURA	0.00	0.00	0.00	0.00	0.00	0.00
ARIA	0.00	0.00	0.00	0.00	0.00	0.00
IA MAYOR	0.00	0.00	0.00	0.00	0.00	0.00
ZA	0.00	0.00	0.00	0.00	0.00	0.00
ÓN DE DESARROLLO SOCIAL	0.00	152,069.00	152,069.00	152,069.00	152,069.00	0.00
ÓN DE OBRAS PUBLICAS	60,276,160.09	-774.88	60,275,385.21	4,873,813.65	4,873,813.65	55,401,571.56
OS PÚBLICOS	0.00	0.00	0.00	0.00	0.00	0.00
ÓN DE SEGURIDAD PÚBLICA MUNICIPAL	23,859,496.21	-140,722.65	23,718,773.56	30,119,621.03	30,119,621.03	-6,400,847.47
IMO	0.00	0.00	0.00	0.00	0.00	0.00
CACIÓN SOCIAL	0.00	0.00	0.00	0.00	0.00	0.00
RES	0.00	0.00	0.00	0.00	0.00	0.00
LORÍA	24,000.00	-40,000.00	-16,000.00	0.00	0.00	-16,000.00
	0.00	0.00	0.00	0.00	0.00	0.00
<b>al de Egresos</b>	<b>151,438,760.94</b>	<b>0.00</b>	<b>151,438,760.94</b>	<b>86,422,421.55</b>	<b>86,422,421.55</b>	<b>65,016,339.39</b>

Esta de decir verdad declaramos que este reporte y sus notas son razonablemente correctos, y son responsabilidad del emisor

*[Signature]*  
 L.E.D. CESAR ENRIQUE PALAFOX  
 QUINTERO  
 PRESIDENTE MUNICIPAL

*[Signature]*  
 JESSIE A. CORONA TORRES  
 CONTRALOR MUNICIPAL

*[Signature]*  
 L.A.F. RICARDO RAMIREZ GONZALEZ  
 CONTRALOR MUNICIPAL



**PRESIDENCIA MUNICIPAL**  
 LOS REYES DE SALGADO

**SINDICATURA MUNICIPAL**  
 LOS REYES DE SALGADO

**TESORERÍA MUNICIPAL**  
 LOS REYES DE SALGADO

**CONTRALORIA MUNICIPAL**  
 LOS REYES DE SALGADO